

## Configurazione TD1100 Edicola

Stampare le pagine seguenti e leggere i barcode nell'ordine seguente:

- Enter / Exit Programming Mode
- Optional Addons = Enable P2
- Optional Addons = Enable P5
- Enter / Exit Programming Mode

## Add-Ons

The following features apply to optional add-ons.



**NOTE**

**Contact Customer Support for advanced programming of optional and conditional add-ons.**

## Optional Add-ons

The reader can be enabled to optionally read the following add-ons (supplementals):






- P2
- P5
- GS1-128




**NOTE**

**If a UPC/EAN base label and a an add-on are both decoded, the reader will transmit the base label and add-on. If a UPC/EAN base label is decoded without an add-on, the base label will be transmitted without an add-on.**

**Conditional add-on settings (if enabled) are considered by the reader before optional add-on settings.**

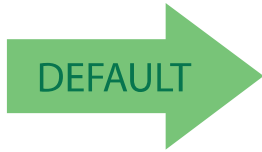
	 <p>Optional Add-Ons = Disable P2</p>
 <p>Optional Add-Ons = Enable P2</p>	
	 <p>Optional Add-Ons = Disable P5</p>




**Optional Add-ons — cont.**



Optional Add-Ons = Enable P5



Optional Add-Ons = Disable GS1-128



Optional Add-Ons = Enable GS1-128